

**AUDIT REPORT FOR  
THE YEAR 2017-18**

**KALINGA INSTITUTE OF SOCIAL SCIENCES  
PLOT NO.-582/1540  
KIIT CAMPUS - 10,PATIA,  
BHUBANESWAR-751024**

**AUDITORS:  
SANTOSH K. AGRAWALLA & ASSOCIATES  
CHARTERED ACCOUNTANTS  
PLOT NO-361/2323,JAYADEV VIHAR,  
BHUBANESWAR-751013, ORISSA.  
TELE NO. (0674) 2362055-57  
URL: <http://www.caska.co.in>**



## Independent Auditors' report

To the Members of  
Kalinga Institute Of Social Sciences

### Report on the Financial Statements

We have audited the accompanying financial statements of Kalinga Institute of Social Sciences ('the Society') which comprise the Balance Sheet as at 31 March, 2018 & the Statement of Income & Expenditure for the year then ended and a summary of the significant accounting policies and other explanatory information.

### Management's Responsibility for the Financial Statements

The management is responsible for the preparation of these financial statements that give a true and fair view of the financial position, financial performance of the Society in accordance with the Accounting Standards issued by The Institute of Chartered Accountants of India for the time being in force. This responsibility includes the design, implementation and maintenance of internal control relevant to the preparation and presentation of the financial statements that give a true & fair view and free from material misstatement, whether due to fraud or error.

### Auditor's Responsibility

Our responsibility is to express an opinion on these financial statements based on our audit. We conducted our audit in accordance with the Standards on Auditing issued by the Institute of Chartered Accountants of India. Those standards require that we comply with ethical requirements and plan and perform the audit to obtain reasonable assurance about whether the financial statements are free from material misstatement.

An audit involves performing procedures to obtain audit evidence about the amounts and disclosures in the financial statements. The procedures selected depend on the auditor's judgement, including the assessment of the risks of material misstatement of the financial statements, whether due to fraud or error. In making those risk assessments, the auditor considers internal control relevant to the Society's preparation and fair presentation of the financial statements in order to design audit procedures that are appropriate in the circumstances, but not for the purpose of expressing an opinion on the effectiveness of the Society's internal control. An audit also includes evaluating the appropriateness of the accounting policies used and the reasonableness of the accounting estimates made by the Management, as well as evaluating the overall presentation of the financial statements.

We believe that the audit evidence we have obtained is sufficient and appropriate to provide a basis of our audit opinion.



# Santosh K. Agrawalla & Associates

Chartered Accountants

Plot No. : 361/2323, Jayadev Vihar, Bhubaneswar - 751 013

Tel.: +91-674-2362056, Fax : +91-674-2362055, E-mail : caska@caska.co.in, URL : www.caska.co.in



## Opinion

In our opinion and to the best of our information and according to the explanations given to us, the aforesaid financial statements give the information required by the Act in the manner so required and give the true and fair view in conformity with the accounting principles generally accepted in India.

- (i) in the case of the Balance Sheet, of the state of affairs of the society as at 31 March, 2018, and
- (ii) in the case of the Statement of Income & Expenditure, of the surplus of the society for the year ended on that date.

## Report on Other Legal and Regulatory Requirements


1. As required by the Act, we report that:
  - a. We have obtained all the information and explanations which to the best of our knowledge and belief were necessary for the purpose of our audit.
  - b. In our opinion proper books of accounts as required by law have been kept by the Society so far as appears from our examination of those books.
  - c. The Balance Sheet and Statement of Income and Expenditure dealt with by this report are in agreement with the books of account.
  - d. In our opinion, the Balance Sheet and Statement of Income and Expenditure comply with the Accounting Standards issued by The Institute of Chartered Accountants of India.

Place : Bhubaneswar  
Date : October 15, 2018

for Santosh K. Agrawalla & Associates  
Chartered Accountants  
Firm's registration No. 322231E

CA. S. K. Agrawalla  
(Partner)  
Membership No. 055996

361/2323, Jayadev Vihar,  
Bhubaneswar- 751013



| Particulars                            | Note No. | As at March 31,       |                       |
|--|----------|-----------------------|-----------------------|
|  |          | 2018                  | 2017                  |
|  |          | (Rs)                  | (Rs)                  |
| <b>A SOURCES OF FUNDS</b>              |          |                       |                       |
| <b>1 Capital fund</b>                  |          |                       |                       |
| (a) Corpus Fund                        | 2.1      | 1,02,03,39,825        | 1,02,03,39,825        |
| (b) Reserves and surplus               | 2.2      | 1,37,18,237           | (30,98,69,986)        |
|  |          | 1,03,40,58,062        | 71,04,69,839          |
| <b>2 Non-current liabilities</b>       |          |                       |                       |
| (a) Long-term borrowings               | 2.3      | 15,62,72,784          | 15,12,47,784          |
| (b) Other long-term liabilities        | 2.4      | 6,42,02,250           | 6,33,52,250           |
| (c) Long-term provisions               |          | -                     | -                     |
|  |          | 22,04,75,034          | 21,46,00,034          |
| <b>3 Current liabilities</b>           |          |                       |                       |
| (a) Short-term borrowings              | 2.5      | 46,12,37,404          | 36,10,13,331          |
| (b) Payables                           | 2.6      | 27,49,03,803          | 36,33,21,091          |
| (c) Other current liabilities          | 2.7      | 55,84,459             | 30,01,579             |
| (d) Short-term provisions              |          | -                     | -                     |
|  |          | 74,17,25,666          | 72,73,36,001          |
| <b>TOTAL</b>                           |          | <b>1,99,62,58,762</b> | <b>1,65,24,05,874</b> |
| <b>B APPLICATION OF FUNDS</b>          |          |                       |                       |
| <b>1 Non-current assets</b>            |          |                       |                       |
| (a) Fixed assets                       | 2.8      |                       |                       |
| (i) Tangible assets                    |          | 1,29,08,62,607        | 1,07,05,89,872        |
| (ii) Intangible assets                 |          | -                     | -                     |
| (iii) Capital work-in-progress         |          | -                     | -                     |
|  |          | 1,29,08,62,607        | 1,07,05,89,872        |
| (b) Non-current investments            |          | -                     | -                     |
| (c) Long-term loans and advances       | 2.9      | 14,60,53,121          | 1,46,07,997           |
| (d) Other non-current assets           |          | -                     | -                     |
|  |          | 1,43,69,15,728        | 1,08,51,97,869        |
| <b>2 Current assets</b>                |          |                       |                       |
| (a) Current investments                |          | -                     | -                     |
| (b) Grant & Donation Receivable:       | 2.10     | 73,34,100             | 4,11,16,591           |
| (c) Cash and cash equivalents          | 2.11     | 55,02,62,849          | 51,80,60,139          |
| (d) Short-term loans and advances      | 2.12     | 17,18,954             | 35,50,412             |
| (e) Other current assets               | 2.13     | 27,131                | 44,80,864             |
|  |          | 55,93,43,034          | 56,72,08,005          |
| <b>TOTAL</b>                           |          | <b>1,99,62,58,762</b> | <b>1,65,24,05,874</b> |
| <b>SIGNIFICANT ACCOUNTING POLICIES</b> | 1        |                       |                       |
| <b>NOTES TO ACCOUNTS</b>               | 2        |                       |                       |

As per our report attached

for Santosh K. Agrawalla & Associates  
Chartered Accountants

Firm's Registration No.322231E

*S. K. Agrawalla*


CA. S. K. Agrawalla

Partner

Membership No- 055996

Place : Bhubaneswar

Date : October 15, 2018



For and on behalf of  
Kalinga Institute Of Social Sciences

*R. N. Dash*

R. N. Dash  
Secretary

Name of the Society

## KALINGA INSTITUTE OF SOCIAL SCIENCES

Statement of Income &amp; Expenditure for the year ended 31 March, 2018

(Amount in Rs)


| Particulars                               | Note No. | As at March 31, |               |
|---|----------|-----------------|---------------|
|   |          | 2018            | 2017          |
|   |          | (Rs)            | (Rs)          |
| 1 Grants & Donation                       | 2.14     | 1,23,68,52,924  | 72,68,16,225  |
| 2 Other income                            | 2.15     | 3,52,63,372     | 1,46,61,812   |
| 3 Total revenue (1+2)                     |          | 1,27,21,16,296  | 74,14,78,037  |
| 4 Expenses                                |          |                 |               |
| (a) Employee benefits expense             | 2.16     | 18,10,07,297    | 14,76,72,417  |
| (b) Finance costs                         | 2.17     | 97,730          | 68,984        |
| (c) Depreciation and amortisation expense | 2.8      | 11,57,08,517    | 8,25,80,897   |
| (d) Other expenses                        | 2.18     | 65,17,14,529    | 57,05,24,985  |
| 5 Total expenses                          |          | 94,85,28,073    | 80,08,47,283  |
| 6 Surplus/ (Deficit) (3 - 5)              |          | 32,35,88,223    | (5,93,69,245) |
| SIGNIFICANT ACCOUNTING POLICIES           | 1        |                 |               |
| NOTES TO ACCOUNTS                         | 2        |                 |               |

As per our report attached

for Santosh K. Agrawalla &amp; Associates

Chartered Accountants

Firm's Registration No.322231E




CA. S. K. Agrawalla

Partner

Membership No- 055996

Place : Bhubaneswar

Date : October 15, 2018

For and on behalf of  
Kalinga Institute Of Social Sciences


R. N. Dash

Secretary



## SIGNIFICANT OF ACCOUNTING POLICIES:

### 1.1 GENERAL INFORMATION:

KALINGA INSTITUTE OF SOCIAL SCIENCE (the Society) was incorporated on July 01, 2008 as a Society under the Societies Registration Act, XXI of 1860. It is carrying on the activity of education and many socio development programs.

During the year KISS, Delhi branch account has been merged with KISS, Bhubaneswar which have audited by Ravindra Sharma & Associates, Chartered Accountants, New Delhi. Hence we are unable to comment in this regard.

### 1.2 BASIS OF ACCOUNTING:

The financial statements are prepared under the historical cost convention on an accrual basis in accordance with the Generally Accepted Accounting Principles in India (Indian GAAP) and Accounting Standards (AS) as notified by the Institute of Chartered Accountants of India (ICAI). Accounting policies have been consistently applied except where a newly issued accounting standard is initially adopted or a revision to an existing accounting standard requires a change in the accounting policy hitherto in use.

### 1.3 USE OF ESTIMATES:

The preparation of the financial statements in conformity with GAAP requires the Management to make estimates and assumptions that affect the reported balances of assets and liabilities and disclosures relating to contingent liabilities as at the date of the financial statements and reported amounts of income and expenses during the period.

The Management believes that the estimates used in preparation of the financial statements are prudent and reasonable. During the year the management had not made any estimates, hence no impairment loss been recognized for the assets and no contingent liability has been provided.


### 1.4 CAPITAL FUND

#### (a) Corpus Fund:

The Closing Balance of Corpus Fund of the current year represents the Closing Balance of previous year.

#### (b) Reserve & Surplus:

As per policy adopted by the Society, an appropriated portion of the surplus arising out of "operations of different programs" are capitalized for the purpose of overall infrastructural development of the organization and credited to Reserve & Surplus A/C and classified under the head "Reserve & Surplus" in the Balance Sheet.



1.5 NON-CURRENT LIABILITIES:

(a) Long Term Borrowings:

During the Year the Society has taken an overdraft loan from Punjab National Bank having closing balance as on 31.03.2018 amounting Rs 34,12,37,404.01.

(b) Other Long Term Liabilities:

Other Long Term Liabilities consists of liabilities which were outstanding since long period and not repayable within the coming 12 months.

1.6 CURRENT LIABILITIES

(a) Short Term Borrowings:

As per the provisions, the term loan repayable within the next 12 months should be classified under the head short term borrowing.

(b) Payable & Other Current Liabilities:

The Liabilities which are repayable within a period of twelve months are classified under the head current liabilities which are subject to the balance conformation from third parties. During the year we have not obtained any balance conformation certificate from third parties in response to our letters sent to them, except IMS Learning Resources (P) Ltd, Kalinga Production & Marketing (P) Ltd. and Kar & Brothers, Cloth Trading Company and Net Infotech. In absence of details, we are unable to comment on its effects on accounts.

1.7 TANGIBLE FIXED ASSETS:

Tangible fixed assets are carried at cost less accumulated depreciation and impairment losses if any. Fixed Assets are stated in the books at historical cost inclusive of all incidentals expenses incurred for acquisition of such assets.


1.8 INTANGIBLE FIXED ASSETS:

Intangible assets are carried at cost less accumulated amortisation and impairment losses, if any. The cost of an intangible asset comprises its purchase price, including any import duties and other taxes (other than those subsequently recoverable from the taxing authorities), and any directly attributable expenditure on making the asset ready for its intended use and net of any trade discounts and rebates. Subsequent expenditure on an intangible asset after its purchase / completion is recognised as an expense when incurred unless it is probable that such expenditure will enable the asset to generate future economic benefits in excess of its originally assessed standards of performance and such expenditure can be measured and attributed to the asset reliably, in which case such expenditure is added to the cost of the asset.

1.9 DEPRECIATION AND AMORTISATION:

Depreciation on Fixed Assets are provided on Written Down Value Method, at suitable rates considering the use and life of each individual asset. Depreciation on additions during the year is provided, on period of use which is rounded off to nearest half year.

In order to present a true and fair picture, the Society adopts the practice of charging depreciation; which has no tax implications in view of the exemptions available under the provisions of Income Tax Act, 1961.



1.10 LONG TERM LOANS & ADVANCES

Long Term advances are the advances and security deposits given to different authorities & parties which are neither recoverable nor adjustable within a period of twelve months.

1.11 GRANT & DONATION RECEIVABLE

The grant & donation receivable includes the grant which are sanctioned but not received.

1.12 CASH & CASH EQUIVALENTS (FOR THE PURPOSE OF CASH FLOW STATEMENT)

Cash comprises cash on hand and demand deposits with banks. Cash equivalents are short-term balances (with an original maturity of three months or less from the date of acquisition), highly liquid investments that are readily convertible into known amounts of cash and which are subject to insignificant risk of changes in value.

1.13 SHORT TERM LOANS & ADVANCES

Short Term advances are the advances which are recoverable in cash or in kind or to be adjusted within a period of twelve months

1.14 OTHER CURRENT ASSETS:

Other Current assets represents the interest accrued but not received and is to be received within a period of twelve months.

1.15 REVENUE RECOGNITION:

Direct Income:

(a) DONATIONS & GRANT-IN-AID

Direct Income includes donation, amount received from different agencies & Grant- in- aid received by the society for upliftment of poor tribal students, providing proper education, food and residential facility. Some expenses are also attributable to the day to day running of the society which are recognised on accrual basis.

(b) GRANTS

The Grants received for different programs is recognised as income which has been utilized for undertaking the programs for which the grants were received.

Other Income:

Other Income includes Interest Income and other non-operating income .

(a) Interest Income:

Interest income is the interest earned on short term deposit, on savings account . The interest income is accounted for accrual basis.

(b) Non-operating Income:

Non-operating income is the income derived from institutional overhead receipt and allied miscellaneous receipts. These incomes are accounted for on the actual receipt basis.





**1.16 EMPLOYEE BENEFITS:**

Employee benefits include provident fund and other welfare expenses. However the society has not made any provisions for the gratuity fund.

**1.17 FINANCE COST:**

Finance costs include only bank charges.

**1.18 OTHER EXPENSES**

Other expenses includes administrative & establishment ,mess related, student related and project expenses.

Most of the expenses like repair & maintenance, advertisement & publicity, travelling expenses, gardening expenses, hiring charges & cultural function expenses, etc booked , are borned by KIIT and after deducting of TDS by KIIT (If applicable) paid to the respective creditors/ suppliers/ contractors etc. That TDS amount has deposited with concerned authority with the TAN No. of KIIT. However after receipt of the addvice from the KIIT the society debits the expenditure to the respective heads of account and credits the amount as donation. The amount of medical expenses beard by the KIMS on behalf of KISS, the society credits that amount as donation.

**1.19 FOREIGN CURRENCY TRANSACTIONS & TRANSLATIONS:**

**Revenue recognition:**

Transactions in foreign currencies entered into by the Society towards the receiving of grant & donation from Give India, Bernard van leer Foundation & NRI people are accounted at the exchange rates prevailing on the date of the transaction or at rates that closely approximate the rate at the date of the transaction.

**1.20 TAXES ON INCOME:**


Since the Society is registered u/s 12AA of the Income Tax Act, 1961 and as per the provisions of the Act no tax liability arises on it, hence no provisions of taxation is made in the accounts of the Society.

**1.21 PROVISIONS AND CONTIGENCIES:**

A provision is recognised when the Spciety has a present obligation as a result of past events and it is probable that an outflow of resources will be required to settle the obligation in respect of which a reliable estimate can be made.

**1.22 PREVIOUS YEAR FIGURES:**

Previous year's figure are re-grouprd and re-arranged where ever felt necessary at the time of finalisation of accounts of current year.



NOTES FORMING PART OF THE ANNUAL ACCOUNTS  
FOR THE FINANCIAL YEAR ENDED 31.03.2018

KALINGA INSTITUTE OF SOCIAL SCIENCES

Note 2.1 : Corpus Fund (Amount in Rs)

| Particulars                          | As at March 31, |                |
|--------------------------------------|-----------------|----------------|
|                                      | 2018            | 2017           |
|                                      | (Rs)            | (Rs)           |
| Opening balance                      | 1,02,03,39,825  | 79,69,69,854   |
| Add: Corpus Donation by KIIT(Assets) | -               | 22,08,69,971   |
| Add: Corpous Donation                | -               | 25,00,000      |
| Closing balance                      | 1,02,03,39,825  | 1,02,03,39,825 |

Note 2.2 : Reserves and surplus (Amount in Rs)

| Particulars                             | As at March 31, |                |
|---|-----------------|----------------|
|   | 2018            | 2017           |
|   | (Rs)            | (Rs)           |
| Opening balance                         | (30,98,69,986)  | (25,05,00,741) |
| Add: Adjustment during the year         | -               | -              |
| Add : Surplus/(Deficit) during the year | 32,35,88,223    | (5,93,69,245)  |
| Closing balance                         | 1,37,18,237     | (30,98,69,986) |

Note 2.3 : Long-term borrowings (Amount in Rs)

| Particulars                   | As at March 31,     |                     |
|-------------------------------|---------------------|---------------------|
|                               | 2018                | 2017                |
|                               | (Rs)                | (Rs)                |
| (a) <u>Loans and advances</u> |                     |                     |
| <u>Unsecured</u>              |                     |                     |
| KIIT                          | 14,87,00,000        | 14,87,00,000        |
| KIIT to KISS, Delhi Campus    | 75,72,784           | 25,47,784           |
| <b>TOTAL</b>                  | <b>15,62,72,784</b> | <b>15,12,47,784</b> |

Note 2.4 : Other long-term liabilities (Amount in Rs)

| Particulars                                    | As at March 31,    |                    |
|--|--------------------|--------------------|
|  | 2018               | 2017               |
|  | (Rs)               | (Rs)               |
| (a) <u>Others:</u>                             |                    |                    |
| (i) Payables on purchase of fixed assets       | 6,33,25,000        | 6,30,00,000        |
| (ii) Security depisite received (Delhi Campus) | 8,77,250           | 3,52,250           |
| <b>TOTAL</b>                                   | <b>6,42,02,250</b> | <b>6,33,52,250</b> |

Note 2.5 : Short-term borrowings (Amount in Rs)

| Particulars                                     | As at March 31,     |                     |
|---|---------------------|---------------------|
|   | 2018                | 2017                |
|   | (Rs)                | (Rs)                |
| (a) <u>Loans repayable on demand</u>            |                     |                     |
| <u>Secured:</u>                                 |                     |                     |
| From banks (Secured)                            |                     |                     |
| OD with PNB                                     | 34,12,37,404        | 32,48,13,331        |
| <b>(A)</b>                                      | <b>34,12,37,404</b> | <b>32,48,13,331</b> |
| (b) <u>Other loans and advances (Unsecured)</u> |                     |                     |
| Loan from KIPS                                  | 12,00,00,000        | 3,00,00,000         |
| KIIT to KISS, Delhi Campus                      | -                   | 62,00,000           |
| <b>(B)</b>                                      | <b>12,00,00,000</b> | <b>3,62,00,000</b>  |
| <b>TOTAL</b>                                    | <b>46,12,37,404</b> | <b>36,10,13,331</b> |

(i) Details of security for the secured short-term borrowings:

OD with Punjab National Bank

Primary:

FDR with Punjab National Bank amounting Rs. 40,00,00,000.



*(Handwritten signature)*

**NOTES FORMING PART OF THE ANNUAL ACCOUNTS  
FOR THE FINANCIAL YEAR ENDED 31.03.2018**

**KALINGA INSTITUTE OF SOCIAL SCIENCES**

| <b>Note 2.6 : Payables</b> |                        | <b>(Amount in Rs)</b> |  |
|----------------------------|------------------------|-----------------------|--|
| <b>Particulars</b>         | <b>As at March 31,</b> |                       |  |
|                            | <b>2018</b>            | <b>2017</b>           |  |
|                            | <b>(Rs)</b>            | <b>(Rs)</b>           |  |
| Sundry Creditors           | 25,77,41,680           | 34,97,20,800          |  |
| Expenses Payable           | 1,71,62,123            | 1,36,00,291           |  |
| <b>TOTAL</b>               | <b>27,49,03,803</b>    | <b>36,33,21,091</b>   |  |

| <b>Note 2.7 : Other current liabilities</b> |                        | <b>(Amount in Rs)</b> |  |
|---|------------------------|-----------------------|--|
| <b>Particulars</b>                          | <b>As at March 31,</b> |                       |  |
|   | <b>2018</b>            | <b>2017</b>           |  |
|   | <b>(Rs)</b>            | <b>(Rs)</b>           |  |
| (a) Statutory remittances :                 |                        |                       |  |
| TDS Payable                                 | 19,48,720              | 5,54,734              |  |
| Professional tax payable                    | 75,600                 | 60,175                |  |
| EPF Payable                                 | 23,35,961              | 19,68,961             |  |
| (b) Others                                  | 12,24,178              | 4,17,709              |  |
| <b>TOTAL</b>                                | <b>55,84,459</b>       | <b>30,01,579</b>      |  |

| <b>Note 2.9 : Long-term loans and advances</b> |                        | <b>(Amount in Rs)</b> |  |
|--|------------------------|-----------------------|--|
| <b>Particulars</b>                             | <b>As at March 31,</b> |                       |  |
|  | <b>2018</b>            | <b>2017</b>           |  |
|  | <b>(Rs)</b>            | <b>(Rs)</b>           |  |
| <b>Unsecured, considered good</b>              |                        |                       |  |
| (a) Capital advances                           | -                      | 15,43,470.00          |  |
| (b) Security deposits                          |                        |                       |  |
| (i) Security deposit with CESU                 | 10,99,424              | 10,99,424             |  |
| (ii) Rental deposits                           | 1,06,000               | 1,06,000              |  |
| (iii) Security Deposit with IOCL               | 25,000                 | 25,000                |  |
| (iv) Security Against PNBL (Postal)            | 5,000.00               | 5,000.00              |  |
| (v) Security Deposit (Delhi Campus)            | 43,600.00              | 43,600.00             |  |
| (vi) EMD (OPEPA)                               | 20,000.00              | 20,000.00             |  |
| (c) Other loans and advances                   |                        |                       |  |
| (i) Advance against payables                   | 13,99,72,840           | 94,23,899             |  |
| (d) Balances with government authorities       |                        |                       |  |
| T D S Receivable                               | 47,81,257              | 23,41,604             |  |
| <b>TOTAL</b>                                   | <b>14,60,53,121</b>    | <b>1,46,07,997</b>    |  |

| <b>Note 2.10 : Grant &amp; Donation Receivable:</b> |                        | <b>(Amount in Rs)</b> |  |
|---|------------------------|-----------------------|--|
| <b>Particulars</b>                                  | <b>As at March 31,</b> |                       |  |
|   | <b>2018</b>            | <b>2017</b>           |  |
|   | <b>(Rs)</b>            | <b>(Rs)</b>           |  |
| G I A Recievable                                    | -                      | 2,08,74,720           |  |
| G I A Recievable (Delhi Campus)                     | 29,28,574              | 1,82,36,345           |  |
| G I A Recievable(Coir Board)                        | -                      | -                     |  |
| G I A Recievable(National Sports Development Fund)  | 44,000                 | 44,000                |  |
| GIA Receivable Handicraft project                   | 24,00,000              | -                     |  |
| Donation Receivable (Ziqqisha)                      | 13,90,426              | 13,90,426             |  |
| Receivable From FIITJEE LTD                         | 31,850                 | 31,850                |  |
| Receivable From ICT Training Programme              | 2,74,400               | 2,74,400              |  |
| Receivable From Nalco                               | 2,64,850               | 2,64,850              |  |
| <b>TOTAL</b>  | <b>73,34,100</b>       | <b>4,11,16,591</b>    |  |



*[Handwritten Signature]*


NOTES FORMING PART OF THE ANNUAL ACCOUNTS  
FOR THE FINANCIAL YEAR ENDED 31.03.2018

KALINGA INSTITUTE OF SOCIAL SCIENCES

| Particulars  |   | (Amount in Rs)      |                     |
|--------------|---|---------------------|---------------------|
|              |   | As at March 31,     |                     |
|              |   | 2018                | 2017                |
|              |   | (Rs)                | (Rs)                |
| (a)          | Cash on hand (As certified by the management) | 1,21,447            | 1,40,137            |
| (b)          | Cheques, drafts on hand                       | -                   | -                   |
| (c)          | Balances with banks                           |                     |                     |
| (i)          | In current accounts                           | -                   | 40,69,173           |
| (ii)         | In savings account                            | 12,51,73,080        | 11,25,37,188        |
| (iii)        | In deposit accounts                           | 42,49,68,322        | 40,13,13,641        |
| (d)          | Others  | -                   | -                   |
| <b>TOTAL</b> |   | <b>55,02,62,849</b> | <b>51,80,60,139</b> |

| Particulars  |                                    | (Amount in Rs)  |                  |
|--------------|------------------------------------|-----------------|------------------|
|              |                                    | As at March 31, |                  |
|              |                                    | 2018            | 2017             |
|              |                                    | (Rs)            | (Rs)             |
| (a)          | Current Account with O.B.C (UNFPA) | -               | 2,37,377         |
|              | Current Account with OBC           | -               | 38,31,796        |
| <b>TOTAL</b> |                                    | <b>-</b>        | <b>40,69,173</b> |

| Particulars  |   | (Amount in Rs)      |                     |
|--------------|---|---------------------|---------------------|
|              |   | As at March 31,     |                     |
|              |   | 2018                | 2017                |
|              |   | (Rs)                | (Rs)                |
| (a)          | Saving Bank With HDFC Bank                | 30,31,019           | 3,96,389            |
| (b)          | Saving Bank With HDFC Bank (FCR)          | 32,67,205           | 27,18,535           |
| (c)          | SB A/c with PNB(GIA)                      | 1,39,50,559         | 6,104               |
| (d)          | S B with Allahabad Bank                   | 32,83,420           | 42,96,368           |
| (e)          | S B with Allahabad Bank(Head Master)      | 1,25,606            | 90,420              |
| (f)          | S B with Allahabad Bank -Baripada         | 26,222              | 4,920               |
| (g)          | S B with OBC                              | 23,77,222           | 24,57,171           |
| (h)          | S B with OBC ( Junior College)            | 98,468              | 1,04,867            |
| (i)          | S B with OBC (NMDC)                       | 1,70,47,831         | 1,27,20,908         |
| (j)          | S B with OBC ( Youth Red Cross)           | 37,734              | 32,376              |
| (k)          | SB A/c with PNB (Baripada)A/cno-100049614 | 3,11,89,086         | 3,00,03,288         |
| (l)          | SB A/c with PNB Bolangir No-100011724     | 1,04,27,091         | 1,44,34,656         |
| (m)          | S B with PNB                              | 1,61,12,494         | 36,17,596           |
| (n)          | S B with P N B (Koraput)                  | 17,64,943           | 3,83,84,799         |
| (o)          | S B with SBI ( GIA)                       | 1,74,175            | 8,612               |
| (p)          | S B with SBI (Principal)                  | 3,233               | 3,807               |
| (q)          | S B with Icici Bank Ltd (Jaydev Vihar)    | 4,31,481            | 9,87,472            |
| (r)          | SB A/c with PNB (Off Campus)              | 2,51,712            | 2,51,848            |
| (s)          | S B with Canara Bank (Delhi Campus)       | 2,10,86,181         | 20,17,052           |
| (t)          | SB A/c with PNB (Handicraft)              | 36,912              | -                   |
| (u)          | SB A/c with PNB (KISS university))        | 50,361              | -                   |
| (v)          | S B with OBC (TRIFED)                     | 4,00,125            | -                   |
| <b>TOTAL</b> |   | <b>12,51,73,080</b> | <b>11,25,37,188</b> |



*[Handwritten Signature]*

**NOTES FORMING PART OF THE ANNUAL ACCOUNTS  
FOR THE FINANCIAL YEAR ENDED 31.03.2018**

**KALINGA INSTITUTE OF SOCIAL SCIENCES**

(iii) The details of deposit accounts as on Balance Sheet dates with banks

| Particulars                   | As at March 31,     |                     |
|-------------------------------|---------------------|---------------------|
|                               | 2018                | 2017                |
|                               | (Rs)                | (Rs)                |
| State Bank of India           | 7,430               | 7,430               |
| Canara Bank (Delhi Campus)    | 2,54,661            | 2,54,661            |
| FD Allahabad Bank 3099        | 1,75,000            | -                   |
| FD With Allahabad Bank 8185   | 10,92,271           | 10,27,365           |
| FD With Allahabad Bank 3011   | 1,50,000            | -                   |
| FD with Allahabad Bank -98662 | 25,887              | 24,185              |
| Fixed Deposit with PNB-2463   | 10,05,63,807        | 9,50,00,000         |
| FD With PNB Bank -2481        | 10,05,53,885        | 9,50,00,000         |
| FD With PNB Bank -2515        | 10,04,94,338        | 9,50,00,000         |
| FD with PNB Bank-2524         | 10,04,94,340        | 9,50,00,000         |
| FD with PNB Bank -2533        | 2,11,56,703         | 2,00,00,000         |
| <b>TOTAL</b>                  | <b>42,49,68,322</b> | <b>40,13,13,641</b> |

**Note 2.12 : Short-term loans and advances (Amount in Rs)**


| Particulars  | As at March 31,  |                  |
|--|------------------|------------------|
|  | 2018             | 2017             |
|  | (Rs)             | (Rs)             |
| (a) Loans and advances to employees (Unsecured, considered good) | 13,95,131        | 2,16,247         |
| (b) Advance against payable                                      | 3,23,823         | 20,05,321        |
| (c) Others (Unsecured, considered good)                          | -                | 13,28,844        |
| <b>TOTAL</b>   | <b>17,18,954</b> | <b>35,50,412</b> |

**Note 2.13 : Other current assets (Amount in Rs)**

| Particulars                                | As at March 31, |                  |
|--|-----------------|------------------|
|  | 2018            | 2017             |
|  | (Rs)            | (Rs)             |
| Accruals                                   |                 |                  |
| Interest accrued on deposits               | -               | 44,72,003        |
| Interest accrued on deposits(Delhi Campus) | 27,131          | 8,861            |
| <b>TOTAL</b>                               | <b>27,131</b>   | <b>44,80,864</b> |

**Note 2.14 : Grant & Donation (Amount in Rs)**

| Particulars      | Year ended March 31,  |                     |
|------------------|-----------------------|---------------------|
|                  | 2018                  | 2017                |
|                  | (Rs)                  | (Rs)                |
| (a) Donations    | 1,13,08,57,735        | 67,85,54,110        |
| (b) Grant in aid | 10,59,95,189          | 4,82,62,115         |
| <b>TOTAL</b>     | <b>1,23,68,52,924</b> | <b>72,68,16,225</b> |



*Handwritten signature*

**NOTES FORMING PART OF THE ANNUAL ACCOUNTS  
FOR THE FINANCIAL YEAR ENDED 31.03.2018**

**KALINGA INSTITUTE OF SOCIAL SCIENCES**

| <b>Note 2.15 : Other income</b>    |                      | (Amount in Rs)     |  |
|------------------------------------|----------------------|--------------------|--|
| Particulars                        | Year ended March 31, |                    |  |
|                                    | 2018                 | 2017               |  |
|                                    | (Rs)                 | (Rs)               |  |
| (a) Misc Receipt                   | 67,46,387            | 32,96,149          |  |
| (b) Interest Received              | 2,51,75,171          | 97,25,840          |  |
| (d) Vocational Income              | 20,67,926            | -                  |  |
| (b) Earlier Expenses written off   | -                    | 6,00,000           |  |
| (c) Institutional overhead Receipt | 12,73,887            | 10,39,823          |  |
| <b>TOTAL</b>                       | <b>3,52,63,372</b>   | <b>1,46,61,812</b> |  |

| <b>Note 2.16 : Employee benefits expense</b> |                      | (Amount in Rs)      |  |
|--|----------------------|---------------------|--|
| Particulars                                  | Year ended March 31, |                     |  |
|  | 2018                 | 2017                |  |
|  | (Rs)                 | (Rs)                |  |
| Salaries and wages                           | 15,75,41,142         | 13,48,06,444        |  |
| Contributions to provident and other funds   | 1,10,90,573          | 1,03,43,298         |  |
| ESIC Expenses                                | 1,07,06,215          | 24,35,675           |  |
| Staff welfare expenses                       | 16,69,367            | 87,000              |  |
| <b>TOTAL</b>                                 | <b>18,10,07,297</b>  | <b>14,76,72,417</b> |  |

| <b>Note 2.17 : Finance costs</b> |                      | (Amount in Rs) |  |
|----------------------------------|----------------------|----------------|--|
| Particulars                      | Year ended March 31, |                |  |
|                                  | 2018                 | 2017           |  |
|                                  | (Rs)                 | (Rs)           |  |
| Bank Charges & Commission        | 97,730               | 68,984         |  |
| <b>TOTAL</b>                     | <b>97,730</b>        | <b>68,984</b>  |  |

| <b>Note 2.18 : Other expenses</b>               |                      | (Amount in Rs)      |  |
|---|----------------------|---------------------|--|
| Particulars                                     | Year ended March 31, |                     |  |
|   | 2018                 | 2017                |  |
|   | (Rs)                 | (Rs)                |  |
| <b>Education &amp; Related Expenses:</b>        |                      |                     |  |
| Books & Study Materials                         | 1,47,71,686          | 1,46,60,779         |  |
| Consultancy Fees                                | 7,20,000             | 5,95,000            |  |
| Cultural Function Expenses                      | 56,19,259            | 62,48,397           |  |
| Electricity Duty                                | -                    | 3,700               |  |
| Examination Expenses                            | 22,83,849            | 18,90,920           |  |
| Excursion                                       | 18,15,560            | 45,76,285           |  |
| Higher Study Coaching Expenses                  | 10,54,567            | 16,12,000           |  |
| Medical Expenses                                | 4,11,17,329          | 6,01,28,734         |  |
| News Paper & Periodicals                        | 3,74,868             | 1,72,570            |  |
| Recognition & Affiliation Fees.                 | 16,46,265            | 8,96,249            |  |
| Sports Expenses                                 | 47,91,748            | 56,30,747           |  |
| Student Welfare                                 | 3,89,897             | 10,077              |  |
| Training & Practical Expenses                   | 9,12,967             | 13,23,930           |  |
| Uniform Expenses                                | 2,29,02,900          | 2,23,62,106         |  |
| Vocational Training Expenses                    | 11,98,412            | 11,70,550           |  |
| Vocational Training Expenses (Overhead Project) | -                    | 47,038              |  |
| <b>Sub total</b>                                | <b>9,95,99,307</b>   | <b>12,13,29,082</b> |  |



*(Handwritten signature)*

NOTES FORMING PART OF THE ANNUAL ACCOUNTS  
FOR THE FINANCIAL YEAR ENDED 31.03.2018

KALINGA INSTITUTE OF SOCIAL SCIENCES

Note 2.18 : Other expenses (Contd...) (Amount in Rs)

| Particulars  | Year ended March 31, |                     |
|--|----------------------|---------------------|
|  | 2018                 | 2017                |
|  | (Rs)                 | (Rs)                |
| <b>Mess Related Expenses:</b>                        |                      |                     |
| Cooking Charges                                      | 1,06,78,094          | 1,71,94,750         |
| Diet Expenses  | 33,79,82,010         | 33,35,19,470        |
| Hostel Expenses                                      | 1,57,19,375          | 1,45,91,523         |
| <b>Sub total</b>                                     | <b>36,43,79,479</b>  | <b>36,53,05,743</b> |
| <b>Grants &amp; Donations Utilised For Programs:</b> |                      |                     |
| Unfpa Expenditure                                    | 18,78,917.00         | 27,19,894.00        |
| RGNIYD expenses                                      | 1,84,290.00          | -                   |
| CCRT Expenses  | 1,12,700.00          | 55,220.00           |
| TATA Project Exp.                                    | -                    | 2,92,000.00         |
| Koraput Campus Expenses                              | -                    | 1,43,400.00         |
| Off Campus Expenses                                  | 65,23,966.00         | 47,26,428.25        |
| Expenses on Training Programme                       | -                    | -                   |
| B V L F Project Expenses                             | 72,12,256.00         | 60,86,694.00        |
| English Access Program Exp.                          | 23,35,055.00         | 36,49,044.00        |
| ICT Programme Expenses                               | 2,80,000.00          | -                   |
| Skill Development Fess (UNDP)                        | 20,86,659.00         | -                   |
| Fresh water Carp culture Training Programme          | 5,82,500.00          | -                   |
| KISS University exp                                  | 23,04,491.00         | -                   |
| Handicraft Training Programme Expenses               | 80,50,671.80         | -                   |
| Expenses on Coir Board Programme                     | -                    | -                   |
| <b>Sub total</b>                                     | <b>3,15,51,506</b>   | <b>1,76,72,680</b>  |
| <b>Administrative &amp; Establishment Expenses:</b>  |                      |                     |
| Advertisement & Publicity                            | 4,93,70,440          | 9,93,768            |
| Audit Fees   | 91,500               | 90,500              |
| D G Set Expenses                                     | 17,50,447            | 11,57,383           |
| Electrical Maintenance Expenses                      | 11,97,229            | 23,74,839           |
| Electricity & Water Charges                          | 1,58,62,566          | 90,41,809           |
| Fees & Subscription                                  | -                    | 2,22,500            |
| Hire Charges   | 21,35,619            | -                   |
| Misc Expenses  | 7,32,868             | 3,82,221            |
| Operational Expenses ( Baripada)                     | 4,45,119             | 3,92,935            |
| Professional Charges                                 | 20,793               | 60,962              |
| Refreshment Expenses                                 | 4,73,833             | 2,05,831            |
| Interest on Bank Loan                                | 1,82,98,627          | 38,13,331           |
| Rent   | 37,115               | 1,80,000            |
| Rates & taxes  | 9,37,581             | 6,34,521            |
| Repair & Maintenance Exp.                            | 57,04,454            | 59,67,479           |
| Transportation Charges                               | 3,08,614             | 4,06,337            |
| Travelling & Conveyance Exp.                         | 57,18,417            | 35,63,771           |
| Computer & Consumble                                 | 9,82,998             | 8,37,689            |
| Gardening Expenses                                   | 5,74,630             | 5,81,551            |



*[Handwritten signature]*

**NOTES FORMING PART OF THE ANNUAL ACCOUNTS  
FOR THE FINANCIAL YEAR ENDED 31.03.2018**

**KALINGA INSTITUTE OF SOCIAL SCIENCES**

Note 2.18 : Other expenses (Contd...)

| Particulars  | (Amount in Rs)       |                     |
|--|----------------------|---------------------|
|  | Year ended March 31, |                     |
|  | 2018                 | 2017                |
|  | (Rs)                 | (Rs)                |
| <b>Administrative &amp; Establishment Expenses: (Contd...)</b> |                      |                     |
| Office Expenses  | 5,14,996             | 5,04,778            |
| Postage & Courier Charges                                      | 1,31,120             | 37,898              |
| Printing & Stationery  | 61,860               | 81,910              |
| Telephone & Internet Charges                                   | 2,92,160             | 3,30,337            |
| Delhi Off Campus Expenses                                      | 3,48,88,116          | 3,00,43,420         |
| Fire & Safty Expenses  | -                    | 2,70,349            |
| NSS Programme Expenses   | 11,500               | 28,000              |
| House Keeping Expenses   | 58,44,148            | 39,85,461           |
| Commonwealth Big Lunch expenses                                | 21,81,870            | -                   |
| Software Maintainence Expenses                                 | 16,750               | -                   |
| Vehicle Repair & Maintainence                                  | 64,767               | -                   |
| Seminar Expenses   | 5,033                | -                   |
| Workshop Expenses  | 1,01,790             | -                   |
| Registration & Renewal Fees(FCRA)                              | 7,23,759             | -                   |
| Bad debt   | 48,18,577            | -                   |
| Exposure Visit   | 18,84,942            | -                   |
| Expenses for Pond  | -                    | 27,900              |
| <b>Sub total</b>   | <b>15,61,84,238</b>  | <b>6,62,17,480</b>  |
| <b>TOTAL</b>   | <b>65,17,14,529</b>  | <b>57,05,24,985</b> |


Note:

| Particulars                            | (Amount in Rs)       |               |
|--|----------------------|---------------|
|  | Year ended March 31, |               |
|  | 2018                 | 2017          |
|  | (Rs)                 | (Rs)          |
| (i) Payments to the auditors comprises |                      |               |
| As auditors - statutory audit          | 91,500               | 90,500        |
| For taxation matters                   | -                    | -             |
| For other services                     | -                    | -             |
| Reimbursement of expenses              | -                    | -             |
| <b>TOTAL</b>                           | <b>91,500</b>        | <b>90,500</b> |

As per our report attached  
for Santosh K. Agrawalla & Associates  
Chartered Accountants  
Firm's Registration No.322231E

*S.K. Agrawalla*  
CA. S. K. Agrawalla  
Partner  
Membership No- 055996

Place : Bhubaneswar  
Date : October 15, 2018



For and on behalf of  
Kalinga Institute Of Social Sciences

*R. N. Dash*  
R. N. Dash  
Secretary



Fixed Assets Schedule and Depreciation Fund as on 31st March, 2018

| Sl. No. | Particulars                            | GROSS BLOCK     |                          |                |                | DEPRECIATION              |                             |                       | NET BLOCK             |                          |                |
|---------|--|-----------------|--------------------------|----------------|----------------|---------------------------|-----------------------------|-----------------------|-----------------------|--------------------------|----------------|
|         |  | Opening Balance | Addition during the year |                | Total          | Rate of Dep. For the year | Total Dep. as on 31.03.2018 | WDV as at 31.03. 2018 | WDV as at 31.03. 2017 |                          |                |
|         |  |                 | > 6 month                | < 6 month      |                |                           |                             |                       |                       | Deletion during the year |                |
| 1       | 2                                      | 3               | 4                        | 5              | 6              | 7                         | 8                           | 9                     | 10                    | 11                       | 12             |
| 1       | Airconditioner                         | 70,500          | -                        | -              | 70,500         | 41,926                    | 15%                         | 4,286                 | 46,212                | 24,288.00                | 28,574         |
| 2       | Aquaguard                              | 15,09,350       | -                        | -              | 15,09,350      | 3,60,585                  | 15%                         | 1,72,315              | 5,32,900              | 9,76,450.00              | 11,48,765      |
| 3       | Beddings                               | 5,17,99,203     | -                        | -              | 5,17,99,203    | 2,16,46,091               | 10%                         | 30,15,311             | 2,46,61,402           | 2,71,57,801.00           | 3,01,59,112    |
| 4       | Bio Gas Plant                          | 21,82,670       | -                        | -              | 21,82,670      | 9,25,116                  | 15%                         | 1,88,633              | 11,13,749             | 10,68,921.00             | 12,57,554      |
| 5       | Boat                                   | 59,700          | -                        | -              | 59,700         | 30,874                    | 15%                         | 4,324                 | 35,198                | 24,502.00                | 28,826         |
| 6       | Boiler Room                            | 16,57,590       | -                        | -              | 16,57,590      | 1,24,319                  | 15%                         | 2,29,991              | 3,54,310              | 13,05,280.00             | 15,33,271      |
| 7       | Library books (Delhi Campus)           | 74,268          | -                        | -              | 74,268         | 24,634                    | 15%                         | 7,445                 | 32,079                | 42,188.60                | 49,634         |
| 8       | Borewell                               | 11,91,064       | -                        | -              | 11,91,064      | -                         | 0%                          | -                     | -                     | 11,91,064.00             | 11,91,064      |
| 9       | Boundary Wall                          | 19,97,200       | -                        | -              | 19,97,200      | 6,27,057                  | 10%                         | 1,37,014              | 7,64,071              | 12,33,129.00             | 13,70,143      |
| 10      | Boundary Wall Baripada                 | 5,48,079        | -                        | -              | 5,48,079       | 1,88,484                  | 10%                         | 35,960                | 2,24,444              | 3,23,635.00              | 3,59,595       |
| 11      | Boundary Wall Balangir WIP             | 27,42,203       | -                        | -              | 27,42,203      | -                         | 0%                          | -                     | -                     | 27,42,203.00             | 27,42,203      |
| 12      | Buildings                              | 88,15,13,072    | 23,80,98,615.00          | -              | 1,11,96,11,687 | 20,48,05,995              | 10%                         | 9,14,80,569           | 29,62,86,564          | 82,33,25,123.00          | 67,67,07,077   |
| 13      | Building WIP                           | -               | 79,59,234.00             | -              | 79,59,234      | -                         | 0%                          | -                     | -                     | 79,59,234.00             | 25,00,000      |
| 14      | Building WIP(BVLF)                     | 25,00,000       | -                        | -              | 25,00,000      | -                         | 0%                          | -                     | -                     | 25,00,000.00             | 25,00,000      |
| 15      | Computer & Accessories                 | 70,62,446       | 88,000.00                | 49,52,619.40   | 1,21,03,065    | 64,30,654                 | 40%                         | 12,78,441             | 77,09,095             | 43,93,970.40             | 6,31,792       |
| 16      | Computer & Accessories(BVLF)           | 4,01,500        | -                        | -              | 4,01,500       | 2,83,564                  | 40%                         | 47,174                | 3,30,738              | 70,762.00                | 1,17,936       |
| 17      | Computer & Accessories(Delhi Campus)   | 1,64,350        | 85,50,000.00             | -              | 85,50,000      | 70,320                    | 40%                         | 37,612                | 1,07,932              | 56,418.00                | 94,030         |
| 18      | CAF Infra (Equipments)                 | 44,18,309       | -                        | -              | 44,18,309      | 11,76,166                 | 15%                         | 4,86,321              | 16,62,487             | 27,55,822.00             | 32,42,143      |
| 19      | IT Equipments                          | 18,000          | -                        | -              | 18,000         | 13,739                    | 15%                         | 639                   | 14,378                | 3,622.00                 | 4,261          |
| 20      | Cutting machine                        | 30,58,163       | -                        | -              | 30,58,163      | 14,61,782                 | 15%                         | 2,39,457              | 17,01,239             | 13,56,924.00             | 15,96,381      |
| 21      | DG Set                                 | 2,01,57,305     | -                        | 22,697.00      | 2,01,80,002    | 1,00,56,551               | 15%                         | 15,16,815             | 1,15,73,366           | 86,06,636.00             | 1,01,00,754    |
| 22      | Electrical Equipments                  | 2,11,303        | -                        | -              | 2,11,303       | 63,053                    | 15%                         | 22,238                | 85,291                | 1,26,012.00              | 1,48,250       |
| 23      | Electrical Equipments (Delhi Campus)   | 1,39,84,805     | 4,98,145.00              | 45,185.00      | 1,45,28,135    | 31,65,006                 | 15%                         | 17,01,080             | 48,66,086             | 96,62,049.00             | 1,08,19,799    |
| 24      | Electronic Equipment                   | 5,08,200        | -                        | -              | 5,08,200       | 97,261                    | 15%                         | 29,838                | 1,94,257              | 4,10,939                 | 4,10,939       |
| 25      | Electronic Equipment(BVLF)             | 3,63,341        | -                        | -              | 3,63,341       | 1,64,419                  | 15%                         | 58,858                | 1,94,257              | 1,69,084.00              | 1,98,922       |
| 26      | Electronic Equipment (Delhi Campus)    | 6,83,13,622     | 1,69,978.00              | 58,49,072.00   | 7,43,32,672    | 3,32,26,614               | 10%                         | 38,18,152             | 3,70,44,766           | 3,72,87,906.00           | 3,50,87,008    |
| 27      | Furnitures & Fixtures                  | 5,39,127        | -                        | -              | 5,39,127       | 88,065                    | 10%                         | 44,506                | 1,32,571              | 4,00,556.00              | 4,45,062       |
| 28      | Furnitures & Fixtures(BVLF old)        | 26,656          | -                        | -              | 26,656         | 1,333                     | 10%                         | 3,865                 | 22,791.00             | 22,791.00                | 25,323         |
| 29      | Furnitures & Fixtures(BVLF New)        | 83,58,613       | -                        | -              | 83,58,613      | 24,46,218                 | 10%                         | 5,90,940              | 30,37,158             | 53,18,455.00             | 59,09,395      |
| 30      | Furnitures & Fixtures (Delhi Campus)   | 2,41,232        | -                        | -              | 2,41,232       | 1,77,083                  | 15%                         | 9,622                 | 1,86,705              | 54,527.00                | 64,149         |
| 31      | Fire & Safety Equipments               | 90,028          | -                        | -              | 90,028         | 24,981                    | 15%                         | 9,756                 | 34,737                | 55,286.00                | 65,042         |
| 32      | Gas Equipments                         | 1,02,94,089     | -                        | -              | 1,02,94,089    | 50,71,240                 | 15%                         | 7,83,427              | 58,54,667             | 44,39,422.00             | 52,22,849      |
| 33      | Gym Equipments(Delhi Campus)           | 3,57,484        | 7,40,617.00              | 5,63,391.00    | 16,61,492      | 2,76,012                  | 15%                         | 1,65,568              | 4,41,580              | 12,19,912.00             | 81,472         |
| 34      | Kitchen Equipment                      | 24,54,62,986    | 2,90,32,173.00           | 2,64,19,913.00 | 30,09,15,072   | -                         | 0%                          | -                     | -                     | 30,09,15,072.00          | 24,54,62,986   |
| 35      | Lab Equipments                         | 1,80,281        | -                        | -              | 1,80,281       | 74,799                    | 15%                         | 15,822                | 90,621                | 89,660.00                | 1,05,482       |
| 36      | Land                                   | 5,59,735        | -                        | -              | 5,59,735       | 4,22,949                  | 15%                         | 20,518                | 4,43,467              | 1,16,268.00              | 1,36,786       |
| 37      | Medical Equipments                     | 2,08,060        | -                        | -              | 2,08,060       | 44,304                    | 15%                         | 24,563                | 68,867                | 1,39,193.00              | 1,63,756       |
| 38      | Motor Vehicles                         | 59,901          | -                        | -              | 59,901         | 28,613                    | 15%                         | 4,693                 | 33,306                | 26,595.00                | 31,288         |
| 39      | Musical Instruments                    | 3,89,697        | -                        | -              | 3,89,697       | 3,41,847                  | 10%                         | 4,785                 | 3,46,632              | 43,065.00                | 47,850         |
| 40      | Musical Instruments (Delhi Campus)     | 3,600           | -                        | -              | 3,600          | 3,015                     | 10%                         | 59                    | 3,074                 | 526.00                   | 585            |
| 41      | Office Equipments                      | 1,71,68,992     | 16,55,791.00             | 3,28,502.00    | 1,91,53,285    | 51,29,105                 | 15%                         | 20,78,989             | 72,08,094             | 1,19,45,191.00           | 1,20,39,887    |
| 42      | Other Assets                           | 23,66,837       | -                        | -              | 23,66,837      | 10,85,822                 | 15%                         | 1,92,152              | 12,77,974             | 10,88,863.00             | 12,81,015      |
| 43      | Plant & Machinery (Delhi Campus)       | 3,43,979        | -                        | -              | 3,43,979       | 2,56,107                  | 15%                         | 13,181                | 2,69,288              | 74,691.00                | 87,872         |
| 44      | Plant & Machinery (Delhi Campus)       | 1,68,21,769     | -                        | -              | 1,68,21,769    | 63,34,600                 | 15%                         | 15,73,075             | 79,07,675             | 89,14,094.00             | 1,04,87,169    |
| 45      | Sewing Machine                         | 37,45,874       | -                        | -              | 37,45,874      | 31,46,420                 | 15%                         | 89,918                | 32,36,338             | 5,09,536.00              | 5,99,454       |
| 46      | Solar Equipment                        | 1,24,17,865     | 4,79,792.00              | 2,90,728.00    | 1,41,88,385    | 62,27,508                 | 15%                         | 11,72,327             | 73,99,835             | 67,88,550.00             | 61,90,357      |
| 47      | Sports Equipments                      | 15,17,717       | 2,88,850.00              | 54,309.00      | 18,60,876      | 11,56,139                 | 40%                         | 1,38,051              | 14,27,172             | 4,33,704.00              | 3,61,578       |
| 48      | Urnials                                | 3,57,761        | -                        | -              | 3,57,761       | 99,279                    | 15%                         | 38,772                | 1,38,051              | 2,19,710.00              | 2,58,482       |
| 49      | Software                               | 1,38,80,095.21  | 28,06,01,961             | 5,53,79,291    | 1,72,39,90,773 | 31,74,19,649              | 15%                         | 11,57,08,517          | 43,31,28,166          | 1,29,08,62,607.00        | 1,07,05,89,872 |
| 50      | Video Conference Systems(Delhi Campus) | 1,12,50,73,600  | 1,27,34,206              | 25,02,01,714   | 1,38,80,09,520 | 23,48,38,752              | 15%                         | 8,25,80,897           | 31,74,19,649          | 1,07,05,89,871.18        | 89,02,34,848   |
|         | Previous Year                          | -               | -                        | -              | -              | -                         | -                           | -                     | -                     | -                        | -              |
|         | Total:                                 | 1,38,80,09,520  | 1,27,34,206              | 25,02,01,714   | 1,38,80,09,520 | 23,48,38,752              | 15%                         | 8,25,80,897           | 31,74,19,649          | 1,07,05,89,871.18        | 89,02,34,848   |

